

DRILL CHUCKS



LLAMBRICHUSA

HEXA Super Precision
CAT, BT & HSK Shank

Maximum Run-Out .0012"
(.0006" upon request)

CAT Form A - No Coolant

EDP	Part Number	Taper	inches	Ø	L1	L2
L40016B	HX-10 CA-40	CAT40	0 - 3/8"	1.69	3.94	4.27
L40018B	HX-10 CA-50	CAT50	0 - 3/8"	1.69	3.70	4.04
L40020B	HX-13 CA-40	CAT40	1/32" - 1/2"	2.09	4.41	4.85
L40022B	HX-13 CA-50	CAT50	1/32" - 1/2"	2.09	4.61	5.04
L40024B	HX-16 CA-40	CAT40	1/8" - 5/8"	2.25	4.53	5.00
L40026B	HX-16 CA-50	CAT50	1/8" - 5/8"	2.25	4.33	4.81

BT Form A - No Coolant

EDP	Part Number	Taper	inches	Ø	L1	L2
L40004B	HX-10 BT-40	BT40	0 - 3/8"	1.69	3.39	3.74
L40006B	HX-10 BT-50	BT50	0 - 3/8"	1.69	3.82	4.18
L40008B	HX-13 BT-40	BT40	1/32" - 1/2"	2.09	3.90	4.37
L40010B	HX-13 BT-50	BT50	1/32" - 1/2"	2.09	4.33	4.81
L40012B	HX-16 BT-40	BT40	1/8" - 5/8"	2.25	4.02	4.45
L40014B	HX-16 BT-50	BT50	1/8" - 5/8"	2.25	4.45	4.89

HSK Form A - No Coolant

EDP	Part Number	Taper	inches	Ø	L1	L2
L40028B	HX-13 HSK-63	HSK63	1/32" - 1/2"	2.09	4.27	4.71
L40030B	HX-13 HSK-100	HSK100	1/32" - 1/2"	2.09	4.53	4.96
L40032B	HX-16 HSK-63	HSK63	1/8" - 5/8"	2.25	4.37	4.85
L40034B	HX-16 HSK-100	HSK100	1/8" - 5/8"	2.25	4.63	5.10

CAT Form B+AD - Coolant Thru


EDP	Part Number	Taper	inches	Ø	L1	L2
L40017B	HX-10 CA-40/R	CAT40	0 - 3/8"	1.69	3.94	4.27
L40019B	HX-10 CA-50/R	CAT50	0 - 3/8"	1.69	3.70	4.04
L40021B	HX-13 CA-40/R	CAT40	1/32" - 1/2"	2.09	4.41	4.85
L40023B	HX-13 CA-50/R	CAT50	1/32" - 1/2"	2.09	4.61	5.04
L40025B	HX-16 CA-40/R	CAT40	1/8" - 5/8"	2.25	4.53	5.00
L40027B	HX-16 CA-50/R	CAT50	1/8" - 5/8"	2.25	4.33	4.81

BT Form B+AD - Coolant Thru

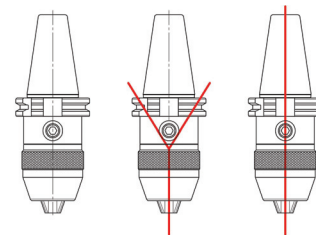
EDP	Part Number	Taper	inches	Ø	L1	L2
L40005B	HX-10 BT-40/R	BT40	0 - 3/8"	1.69	3.39	3.74
L40007B	HX-10 BT-50/R	BT50	0 - 3/8"	1.69	3.82	4.18
L40009B	HX-13 BT-40/R	BT40	1/32" - 1/2"	2.09	3.90	4.37
L40011B	HX-13 BT-50/R	BT50	1/32" - 1/2"	2.09	4.33	4.81
L40013B	HX-16 BT-40/R	BT40	1/8" - 5/8"	2.25	4.02	4.45
L40015B	HX-16 BT-50/R	BT50	1/8" - 5/8"	2.25	4.45	4.89

HSK Form B+AD - Coolant Thru

EDP	Part Number	Taper	inches	Ø	L1	L2
L40029B	HX-13 HSK-63 /R	HSK-63	1/32" - 1/2"	2.09	4.27	4.71
L40031B	HX-13 HSK-100 /R	HSK-100	1/32" - 1/2"	2.09	4.53	4.96
L40033B	HX-16 HSK-63 /R	HSK-63	1/8" - 5/8"	2.25	4.37	4.85
L40035B	HX-16 HSK-100 /R	HSK-100	1/8" - 5/8"	2.25	4.63	5.10



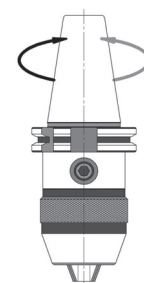
HEXA Super Precision VDI, R8, Morse & Straight Shank



A: None Form B Form AD

VDI

EDP	Part Number	Shank Type	inches	Ø	L1	L2
L40036B	HX-13 VDI-30	VDI-30	1/32" - 1/2"	1.69	3.72	4.16
L40037B	HX-13 VDI-40	VDI-40	1/32" - 1/2"	2.09	3.72	4.16
L40038B	HX-13 VDI-50	VDI-50	1/32" - 1/2"	2.09	3.84	4.27
L40039B	HX-16 VDI-30	VDI-30	1/8" - 5/8"	2.25	3.82	4.29
L40040B	HX-16 VDI-40	VDI-40	1/8" - 5/8"	2.25	3.82	4.29
L40041B	HX-16 VDI-50	VDI-50	1/8" - 5/8"	2.25	3.94	4.41



Right / Left Rotation

Morse Taper

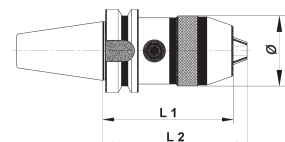
EDP	Part Number	Shank Type	inches	Ø	L1	L2
L40042B	HX-13 MT-2	MT-2	1/32" - 1/2"	2.09	3.76	4.20
L40043B	HX-13 MT-3	MT-3	1/32" - 1/2"	2.09	3.76	4.20
L40044B	HX-13 MT-4	MT-4	1/32" - 1/2"	2.09	3.76	4.20
L40045B	HX-16 MT-2	MT-2	1/8" - 5/8"	2.25	3.86	4.22
L40046B	HX-16 MT-3	MT-3	1/8" - 5/8"	2.25	3.86	4.22
L40047B	HX-16 MT-4	MT-4	1/8" - 5/8"	2.25	3.86	4.22



Over 75 ft./lbs. of Gripping Torque

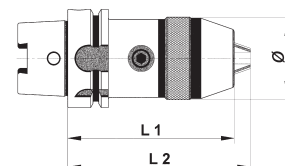
Straight Shank

EDP	Part Number	Shank Ø	inches	Ø	L1	L2
L40048B	HX-13	5/8"	1/32 - 1/2"	2.09	3.76	4.20



R-8

EDP	Part Number	Taper	inches	Ø	L1	L2
L40049B	HX-13	R-8	1/32 - 1/2"	2.09	3.74	4.18
L40050B	HX-16	R-8	1/8" - 5/8"	2.25	3.84	4.31



HEXA-B

EDP	Part Number	Taper	inches	Ø	L1	L2
L40051B	HX-10	B	0 - 3/8"	1.69	2.36	2.72
L40052B	HX-10	B/R	0 - 3/8"	1.69	2.36	2.72
L40053B	HX-13	B	1/32" - 1/2"	2.09	2.88	3.35
L40054B	HX-13	B/R	1/32" - 1/2"	2.09	2.88	3.35
L40055B	HX-16	B	1/8" - 5/8"	2.25	2.99	3.43
L40056B	HX-16	B/R	1/8" - 5/8"	2.25	2.99	3.43



Hexagonal Key
All HEXA-SYSTEM Drill chucks are supplied with a hexagonal key for tightening.

DRILL CHUCKS



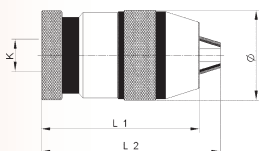
LAMBRICHUSA

Keyless

JKP, JKT & JK Solid Series

JKP SERIES

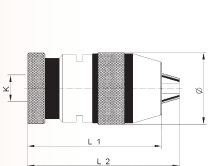
100% of JKP drill chucks are individually controlled to ensure not to exceed a maximum total indicator run-out of 0.0016". The Self-Tighten feature automatically increases clamping, force proportional in increase torque to prevent tool shank slippage. This is standard for right-hand rotations applications, left hand rotation is available upon request.



JKT SERIES

The JKT drill chuck series offers the same features as JKP series with the addition of milled wrench flats to be used in applications where more tool clamping force is necessary.

A properly tightened JKT better resists loosening on high speed machines that have instant spindle stop.



JK SOLID SERIES

The JK-Solid is a high precision keyless drill chuck, with the advantages that the arbor is integrated into the drill chuck.

100% inspection of every JK-Solid drill chuck is individually controlled to ensure not to exceed a maximum total integrated run-out of 0.0016".



JKP Series

EDP	Part Number	Mount K	Capacity	Ø	L1	L2
L31126B	JKP-30 J-0	J-0	0 - 1/8"	0.97	1.73	1.87
L31127B	JKP-30 J-1	J-1	0 - 1/8"	0.97	1.73	1.87
L31128B	JKP-30 R-5/16	R-5/16	0 - 1/8"	0.97	1.73	1.87
L31121B	JKP-65 J-1	J-1	0 - 1/4"	1.30	2.44	2.76
L40002B	JKP-80 J-1	J-1	0 - 5/16"	1.50	2.64	2.92
L9679B	JKP-80 J-2S	J-2S	0 - 5/16"	1.50	2.64	2.92
L9681B	JKP-100 J-2	J-2	0 - 3/8"	1.69	3.19	3.51
L9680B	JKP-100 J-33	J-33	0 - 3/8"	1.69	3.19	3.51
L9683B	JKP-130 J-2	J-2	1/32" - 1/2"	1.93	3.59	4.06
L9682B	JKP-130 J-33	J-33	1/32" - 1/2"	1.93	3.59	4.06
L9684B	JKP-130 J-6	J-6	1/32" - 1/2"	1.93	3.59	4.06
L40003B	JKP-160 J-33	J-33	1/8" - 5/8"	2.17	3.74	4.22
L9685B	JKP-160 J-6	J-6	1/8" - 5/8"	2.17	3.74	4.22

JKP Stainless Steel Chucks

EDP	Part Number	Mount K	Capacity	Ø	L1	L2
L40000B	JKP-30 R-3/8 SS*	R-3/8	0 - 1/8"	0.97	1.73	1.87
L40001B	JKP-65 R-3/8 SS*	R-3/8	0 - 1/4"	1.30	2.44	2.76

JKT Series

EDP	Part Number	Mount K	Capacity	Ø	L1	L2
L31122B	JKT-65 J-1	J-1	0 - 1/4"	0.97	1.73	1.87
L30526B	JKT-80 J-2S	J-2S	0 - 5/16"	0.97	1.73	1.87
L30533B	JKT-100 J-2	J-2	0 - 3/8"	0.97	1.73	1.87
L30532B	JKT-100 J-33	J-33	0 - 3/8"	0.97	1.73	1.87
L30527B	JKT-130 J-2	J-2	1/32" - 1/2"	1.30	2.44	2.76
L30528B	JKT-130 J-33	J-33	1/32" - 1/2"	1.30	2.44	2.76
L30529B	JKT-130 J-6	J-6	1/32" - 1/2"	1.50	2.64	2.92
L30530B	JKT-160 J-6	J-6	1/8" - 5/8"	1.50	2.64	2.92

JK-Solid Morse Taper

EDP	Part Number	Mount K	Capacity	Ø	L1	L2
L31406B	JK-08 MT2	MT2	0 - 5/16"	1.5	2.56	2.84
L31407B	JK-10 MT2	MT2	0 - 3/8"	1.69	2.88	3.23
L31408B	JK-13 MT2	MT2	1/32" - 1/2"	1.89	3.15	3.62
L31409B	JK-13 MT3	MT3	1/32" - 1/2"	1.89	3.15	3.62
L31410B	JK-13 MT4	MT4	1/32" - 1/2"	1.89	3.15	3.62
L31413B	JK-16 MT2	MT2	1/8" - 5/8"	2.13	3.35	3.78
L31414B	JK-16 MT3	MT3	1/8" - 5/8"	2.13	3.35	3.78
L31415B	JK-16 MT4	MT4	1/8" - 5/8"	2.13	3.35	3.78

JK-Solid Straight Shank

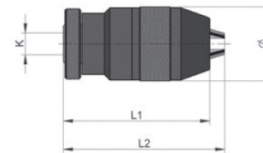
EDP	Part Number	Mount K	Capacity	Ø	L1	L2
L31412B	JK-130 5/8	5/8	1/32" - 1/2"	1.89	3.15	3.62

JK-Solid R-8

EDP	Part Number	Mount K	Capacity	Ø	L1	L2
L31411B	JK-130 R-8	R-8	1/32" - 1/2"	1.89	3.23	3.55
L31416B	JK-160 R-8	R-8	1/8" - 5/8"	2.13	3.43	3.86

JK Industrial - Medium Duty

EDP	Part Number	Mount K	Capacity	Ø	L1	L2
L40158B	JK 04 J-1	1JT	0 - 5/32"	1.02	1.97	2.17
L40159B	JK 06 J-1	1JT	0 - 1/4"	1.30	2.56	2.76
L40160B	JK 06 R-3/8	3/8-24	0 - 1/4"	1.31	2.68	2.91
L40161B	JK 08 R-3/8	3/8-24	0 - 5/16"	1.32	2.68	2.91
L40162B	JK 08 R-1/2	1/2-20	0 - 5/16"	1.33	2.68	2.91
L40163B	JK 08 J-1	1JT	0 - 5/16"	1.34	2.56	2.76
L40164B	JK 08 J-2S	2JT	0 - 5/16"	1.35	2.56	2.76
L40165B	JK 10 R-3/8	3/8-24	0 - 3/8"	1.54	2.87	3.15
L40166B	JK 10 R-1/2	1/2-20	0 - 3/8"	1.54	2.87	3.15
L40167B	JK 10 J-2	2JT	0 - 3/8"	1.61	3.06	3.36
L40221B	JK 10 J-33	33JT	0 - 3/8"	1.54	2.87	3.15
L40168B	JK 13 J-2	2JT	1/32"- 1/2"	1.85	3.65	4.03
L40169B	JK 13 J-33	33JT	1/32"- 1/2"	1.85	3.65	4.03
L40170B	JK 13 J-6	6JT	1/32"- 1/2"	1.85	3.62	4.03
L40171B	JK 13 R-3/8	3/8-24	1/32"- 1/2"	1.61	3.06	3.36
L40172B	JK 13 R-1/2	1/2-20	1/32"-1/2"	1.61	3.06	3.36
L40173B	JK 16 J-33	33JT	1/8"-5/8"	2.02	3.73	4.14
L40174B	JK 16 J-6	6JT	1/8"-5/8"	2.02	3.73	4.14
L40175B	JK 16 R-1/2	1/2-20	1/8"-5/8"	2.02	3.73	4.14
L40176B	JK 16 R-5/8	5/8-16	1/8"-5/8"	2.02	3.73	4.14
L40177B	JK 20 J-3	3JT	3/64"-3/4"	2.51	4.66	5.03



All Wear Parts Hardened for Long Life

CPM - Metal Sleeves - For Portable Machines

EDP	Part Number	Mount K	Capacity	Ø	L1	L2
L40201B	CPM-10 R-3/8	3/8"x24 UNF	1/32"-3/8"	1.58	2.21	2.6
L40202B	CPM-10 R-1/2	1/2"x20 UNF	1/32"-3/8"	1.58	2.21	2.6
L40203B	CPM-13 R-3/8	3/8"x24 UNF	1/16"-1/2"	1.65	2.68	2.96
L40204B	CPM-13 R-1/2	1/2"x20 UNF	1/16"-1/2"	1.65	2.68	2.96

CLICK LOCKING MECHANISM



CPX - Plastic Sleeves - For Portable Machines

EDP	Part Number	Mount K	Capacity	Ø	L1	L2
L40197B	CPX-10 R-3/8	3/8"x24 UNF	1/32"-3/8"	1.62	2.13	2.52
L40198B	CPX-10 R-1/2	1/2"x20 UNF	1/32"-3/8"	1.62	2.13	2.52
L40199B	CPX-13 R-3/8	3/8"x24 UNF	1/16"-1/2"	1.69	2.56	2.96
L40200B	CPX-13 R-1/2	1/2"x20 UNF	1/16"-1/2"	1.69	2.56	2.96

CARBIDE JAWS



Stainless Steel for Food, Dental & Medical

SP-INOX - Stainless Steel for Portable Machines

EDP	Part Number	Mount K	Capacity	Ø	L1	L2
L40000B	JKP-30 R-3/8 SS	3/8" x 24 UNF	0-1/8"	0.97	1.73	1.87
L40001B	JKP-65 R-3/8 SS	3/8" x 24 UNF	0-1/4"	1.3	2.44	2.76



DRILL CHUCKS



LLAMBRICHUSA

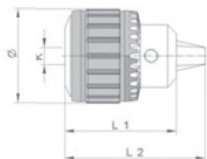
Keyed - Industrial Machining Centers

CBB Ball Bearing & CY Plain Bearing Series

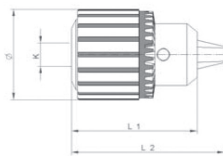
Ball Bearings for the Toughest Conditions • Up to 1" Capacity

CBB Ball Bearing

EDP	Part Number	Mount K	Capacity	Ø	L1	L2	Key
L40070B	CBB-08 J2	2JT	1/64"-5/16"	1.25	1.55	2.00	K30
L40071B	CBB-10 J2	2JT	1/32"-3/8"	1.85	2.17	2.76	K32
L40626B	CBB-13 J6	6JT	1/32"-1/2"	2.44	2.96	3.70	K3
L40072B	CBB-13 J3	3JT	1/32"-1/2"	2.44	2.96	3.70	K3
L40073B	CBB-16 J3	3JT	1/32"-5/8"	2.00	3.19	4.02	K4
L40074B	CBB-19 J4	4JT	1/32"-3/4"	2.96	3.90	4.93	K4
L40075B	CBB-25 J5	5JT	3/16"-1"	3.66	4.41	5.79	K5



All Wear Parts Hardened for Long Life



CY Plain Bearing Heavy Duty Taper Mount

EDP	Part Number	Mount K	Capacity	Ø	L1	L2	Key
L40113B	CY-16 J-3	3JT	1/64"-5/8"	2.17	3.07	3.74	K3
L40114B	CY-16 J-3 KD	3JT	1/64"-5/8"	2.17	3.23	4.02	K3
L40115B	CY-16 J-3 PD	3JT	1/64"-5/8"	2.17	3.23	4.02	K3
L40116B	CYX-13 J-2	2JT	1/64"-1/2"	2.05	2.70	3.31	K3
L40117B	CYX-13 J-6	6JT	1/64"-1/2"	2.05	2.70	3.31	K3
L40118B	CYX-13 J-33	33JT	1/64"-1/2"	2.05	2.70	3.31	K3
L40119B	CYX-13 J-33 C	33JT	1/64"-1/2"	2.05	2.91	3.54	K3
L40120B	CY-19 J-3	3JT	1/64"-3/4"	2.95	3.90	4.72	K4
L40121B	CY-19 J-3 KD	3JT	1/64"-3/4"	2.95	4.17	4.92	K4
L40122B	CY-19 J-3 PD	3JT	1/64"-3/4"	2.95	4.17	4.92	K4

CY Plain Bearing Heavy Duty Threaded Mount

EDP	Part Number	Mount K	Capacity	Ø	L1	L2	Key
L40123B	CY-16 R-5/8	5/8-16	1/64"-5/8"	2.07	3.07	3.66	K3
L40124B	CY-06 R-3/8 SP	3/8-24	1/64"-1/4"	1.50	1.95	2.44	CK4
L40125B	CY-10 R-1/2 SP	1/2-20	1/64"-3/8"	1.77	2.17	2.68	K34
L40126B	CY-16 R-1/2	1/2-20	1/64"-5/8"	2.07	3.07	3.66	K3
L40127B	CY-19 R-3/4	3/4-16	1/64"-3/4"	2.95	3.90	4.72	K4
L40128B	CY-19 R-5/8	5/8-16	1/64"-3/4"	2.95	3.90	4.72	K4


CY Plain Bearing Medium Duty Taper Mount

EDP	Part Number	Mount K	Capacity	Ø	L1	L2	Key
L40129B	CY-04 J-0	0JT	1/64"-5/32"	0.87	1.10	1.38	K0
L40130B	CY-06 J-1	1JT	1/64"-1/4"	1.26	1.57	1.97	CK4
L40131B	CY-10 J-2 SP	2JT	1/64"-3/8"	1.77	2.17	2.68	K34
L40132B	CY-10 J-1	1JT	1/64"-3/8"	1.54	2.01	2.48	K34
L40133B	CY-10 J-2	2JT	1/64"-3/8"	1.54	2.01	2.48	K34
L40134B	CY-13 J-33	33JT	1/64"-1/2"	1.77	2.48	3.03	K2
L40135B	CY-13 DIA-5/8	5/8"	1/64"-1/2"	1.77	2.48	3.03	K2
L40136B	CY-13 J-33 KD	33JT	1/64"-1/2"	1.77	2.72	3.27	K2

CY Plain Bearing Medium Duty Threaded Mount

EDP	Part Number	Mount K	Capacity	Ø	L1	L2	Key
L40137B	CY-04 R-5/16	5/16-24	1/64"-5/32"	0.87	1.10	1.38	K0
L40138B	CY-06 R-3/8	3/8-24	1/64"-1/4"	1.26	1.57	1.93	CK4
L40139B	CY-10 R-3/8 SP	3/8-24	1/64"-3/8"	1.77	2.17	2.68	K34
L40140B	CY-10 R-3/8	3/8-24	1/64"-3/8"	1.54	2.01	2.48	K34
L40141B	CY-10 R-3/8 sm	3/8-24	1/64"-3/8"	1.54	2.01	2.48	K34
L40142B	CY-10 R-1/2	1/2-20	1/64"-3/8"	1.54	2.01	2.48	K34
L40143B	CY-13 R-1/2	1/2-20	1/64"-1/2"	1.77	2.48	3.03	K2
L40144B	CY-13 R-3/8	3/8-24	1/64"-1/2"	1.77	2.48	3.03	K2
L40145B	CY-13 R 5/8	5/8-16	1/64"-1/2"	1.77	2.48	3.03	K2

Keyed - Portable Machines CL, C-Inox Series & Chuck Keys



All Wear Parts Hardened for Long Life

CL - Portable Machine Light Duty

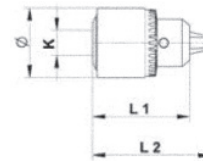
EDP	Part Number	Mount K	Capacity	Ø	L1	L2	Key
L40220B	CL-06 R-3/8	3/8"x24 UNF	1/64"-1/4"	1.18	1.57	1.93	KG
L40215B	CL-10 R-3/8	3/8"x24 UNF	1/32"-3/8"	1.34	1.97	2.32	KG
L40216B	CL-10 R-1/2	1/2"x20 UNF	1/32"-3/8"	1.34	1.97	2.32	KG
L40217B	CL-13 R-3/8	3/8"x24 UNF	1/16"-1/2"	1.65	2.36	2.87	K34
L40218B	CL-13 R-1/2	1/2"x20 UNF	1/16"-1/2"	1.65	2.36	2.87	K34



Stainless Steel for Food, Dental & Medical

C-INOX - Portable Machine Stainless Steel

EDP	Part Number	Mount K	Capacity	Ø	L1	L2	Key
L40205B	CSS-04 R-3/8	3/8"x24 UNF	1/64"-5/32"	0.87	1.61	1.88	K0 SS
L40206B	CSS-06 R-3/8	3/8"x24 UNF	1/64"-1/4"	1.18	1.61	1.89	CK3 SS
L40207B	CSS-10 R-3/8	3/8"x24 UNF	1/32"-3/8"	1.46	2.01	2.48	CK4 SS



Chuck Key

CBB			CY			CL			C-Inox		
EDP	Part #	Drill Chuck Model #	EDP	Part #	Drill Chuck Model #	EDP	Part #	Drill Chuck Model #	EDP	Part #	Drill Chuck Model #
L40088A	K30	CBB-08 J2	L40535A	K0	CY-04	L40577A	KG	CL-06 & CL-10	L40208A	K0 SS	CSS-04
L40089A	K32	CBB-10 J2	L40578A	CK4	CY-06	L40090A	K34	CL13	L40209A	CK3 SS	CSS-06
L40090A	K3	CBB-13 J3 & J6	L40537A	K34	CY-10				L40210A	CK4 SS	CSS-10
L40091A	K4	CBB-16 J3	L40538A	K2	CY-13						
L40091A	K4	CBB-19 J4	L40900A	K3	CYX-13						
L40093A	K5	CBB-25 J5	L40900A	K3	CY-16						
			L40091A	K4	CY-19						



Chuck Keys

All Llambrich keyed drill chucks are supplied with a chuck key for tightening.

DRILL CHUCKS



LLAMBRICHUSA

Accessories

Arbors, Sleeves & Drifts

Drill Sleeves DIN-2185

EDP	Part #	Morse Taper	
		Outside	Inside
LCR021B	CR-2 x 1	2	1
LCR031B	CR-3 x 1	3	1
LCR032B	CR-3 x 2	3	2
LCR041B	CR-4 x 1	4	1
LCR042B	CR-4 x 2	4	2
LCR043B	CR-4 x 3	4	3
LCR052B	CR-5 x 2	5	2
LCR053B	CR-5 x 3	5	3
LCR054B	CR-5 x 4	5	4
L40415B	CR-6 x 3	6	3
L40416B	CR-6 x 4	6	4
L40417B	CR-6 x 5	6	5



Morse Taper to Jacobs Taper

EDP	Part #	Morse	Jacobs
LEJ010B	E-J0/1	1	0
LEJ011B	E-J1/1	1	1
LEJ012B	E-J2/1	1	2
LEJ013B	E-J3/1	1	3
LEJ016B	E-J6/1	1	6
LEJ133B	E-J33/1	1	33
LEJ021B	E-J1/2	2	1
LEJ022B	E-J2/2	2	2
LEJ023B	E-J3/2	2	3
LEJ026B	E-J6/2	2	6
LEJ233B	E-J33/2	2	33
LEJ031B	E-J1/3	3	1
LEJ032B	E-J2/3	3	2
LEJ033B	E-J3/3	3	3
LEJ036B	E-J6/3	3	6
LEJ333B	E-J33/3	3	33
LEJ034B	E-J4/3	3	4
LEJ035B	E-J5/3	3	5
LEJ042B	E-J2/4	4	2
LEJ043B	E-J3/4	4	3
LEJ046B	E-J6/4	4	6
LEJ433B	E-J33/4	4	33
LEJ044B	E-J4/4	4	4
LEJ045B	E-J5/4	4	5
LEJ055B	E-J5/5	5	5



Straight Shank to Jacobs Taper

EDP	Part #	Straight	Jacobs
L40588B	E-1/2-J0	1/2	0
L40589B	E-1/2-J1	1/2	1
L40590B	E-1/2-J2	1/2	2
L40591B	R-1/2-J3	1/2	3
L40592B	R-1/2-J33	1/2	33
L40593B	R-1/2-J4	1/2	4
L40594B	E-1/2-J6	1/2	6
L40595B	E-1/2-J4	5/8	1
L40596B	E-1/2-J6	5/8	2
L40597B	E-5/8-J1	5/8	3
L40598B	E-5/8-J2	5/8	33
L40599B	E-5/8-J3	5/8	4
L40600B	E-5/8-J33	5/8	6
L40601B	E-5/8-J4	3/4	2
L40602B	E-5/8-J6	3/4	3
L40603B	E-3/4-J3	3/4	33
L40604B	E-3/4-J33	3/4	4
L40605B	E-3/4-J4	3/4	6
L40606B	E-3/4-J6	1	2
L40607B	E-1-J2	1	3
L40608B	E-1-J3	1	33
L40609B	E-1-J33	1	4
L40610B	E-1-J6	1	6
L40611B	E-1-1/2-J3	1-1/2	3
L40612B	E-1-1/2-J4	1-1/2	4



Morse Taper to Threaded Shank

EDP	Part #	Threaded	Jacobs
L40585B	E-MT2-3/8	3/8"x24	0
L40586B	E-MT2-1/2	1/2"x20	1
L40587B	E-MT2-5/8	5/8"x16	2



CAT Shank to Jacobs Taper

EDP	Part #	CAT	Jacobs
L40613B	CA-40/J2	40	2
L40614B	CA-40/J33	40	33
L40615B	CA-40/J6	40	6
L40616B	CA-50/J33	50	33
L40617B	CA-50/J6	50	6



R-8 Shank to Jacobs Taper

EDP	Part #	Taper Jacobs
L40579B	E-R8-J1	1
L40580B	E-R8-J2	2
L40581B	E-R8-J3	3
L40582B	E-R8-J33	33
L40583B	E-R8-J4	4
L40584B	E-R8-J6	6



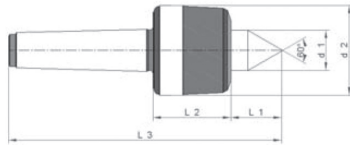
Ejecting Drifts

EDP	Part #	For Drill Sleeves	
		Morse	
L40418B	CE 1-2	1, 2	
L40419B	CE 2-3	2, 3	
L40420B	CE 3-4	3, 4	
L40421B	CE 4-5	4, 5	
L40422B	CE 5-6	5, 6	



Standard & Extended Point

Llambrich® Live Centers are of high precision for use in conventional or CNC machines.

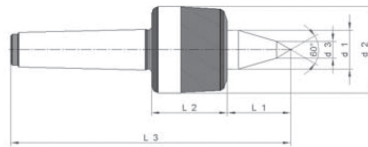


Model N - Standard Point

EDP	Part Number	Morse Taper	Load Factor (lbs.)	d1	d2	L1	L2	L3	T.I.R.
LGN200B	R-200-N	2	400	0.71	1.65	0.95	1.38	5.04	0.00012"
LGN300B	R-300-N	3	890	0.87	1.93	1.14	1.85	6.42	0.00012"
LGN400B	R-400-N	4	1,765	1.18	2.48	1.38	2.05	7.72	0.00012"
LGN500B	R-500-N	5	3,860	1.38	3.35	1.89	2.52	9.85	0.0016"

MAINTENANCE FREE

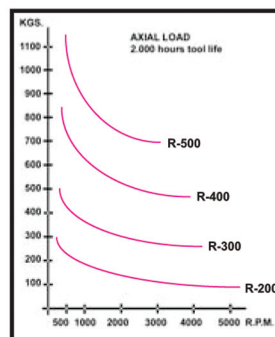
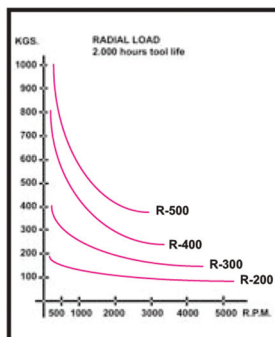
Fully hardened & precision ground.



Model C - Extended Point

EDP	Part Number	Morse Taper	Load Factor (lbs.)	d1	d2	L1	L2	L3	T.I.R.
LGC300B	R-300-C	3	890	0.87	1.93	1.5	1.85	6.86	0.00012"
LGC400B	R-400-C	4	1,765	1.18	2.48	1.81	2.05	8.16	0.00012"
LGC500B	R-500-C	5	3,860	1.38	3.35	2.52	2.52	10.48	0.0016"

Note: Llambrich® live centers may reach temperatures of up to 176 degrees F due to the fine adjustment of the bearings with the spindle.



Capable of bearing up to 3,860 lbs of workload & speeds up to 5,000 rpm.

Model	T.I.R.
R-200	0.00012"
R-300	0.00012"
R-400	0.00012"
R-500	0.0016"